



## Technical Service BULLETIN

September 1, 2006

Title:

# REMANUFACTURED AUTOMATIC TRANSMISSION SERIAL NUMBER LOCATION

Models:

All '06 – '07 Toyota & Scion

TC013-06

TRANSMISSION & CLUTCH

**Introduction** The purpose of this TSB is to assist in the identification and location of serial numbers on 2006 – 2007 model year remanufactured automatic transmissions.

### NOTE:

- Per Toyota Warranty Policy & Procedure Policy 4.23:  
Whenever a remanufactured or OEM automatic transmission is replaced, the serial number from the back of the failed component must be entered in the "Transmission Serial Number" field, which can be found on the "Additional Information" tab of the warranty claim.
- When writing a Product Report, the serial number **MUST** be provided.
- Warranty policy requires shipment of ALL replaced transmissions to AWTEC, even if the transmission is replaced with a new service unit.

**Applicable Vehicles**

- 2006 – 2007 model year **Toyota and Scion** vehicles.

### Warranty Information

OP CODE	DESCRIPTION	TIME	OFP	T1	T2
N/A	Not Applicable to Warranty	–	–	–	–

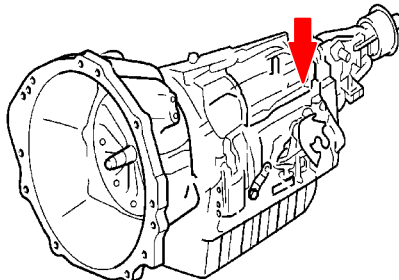


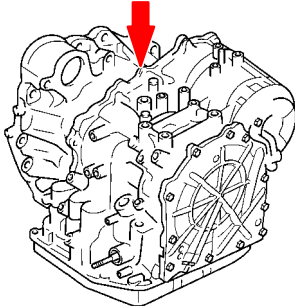
# Identification Procedure

## NOTE:

Serial numbers on remanufactured transmissions are highlighted with paint.

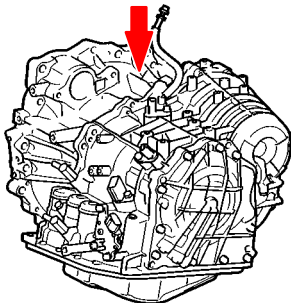
TRANSMISSION MODEL	MODEL	MODEL YEAR	ENGINE	SERIAL NUMBER
A750E/F	4Runner	2006	1GR 2UZ	<b>Example: 06 A P 0001 A</b>  <b>06:</b> Year of Manufacture <b>A:</b> Month of Manufacture (A – M, “I” not used) <b>P:</b> Transmission Model Code <b>0001:</b> 4–Digit Serial Number <b>A:</b> Remanufactured Service Digit  <b>Location:</b> Right Rear on Transmission Case in Front of Tail Shaft Flange (as shown below)
	FJ Cruiser	2007	1GR	
	Land Cruiser	2006 2007	2UZ	
	Sequoia	2006	2UZ	
	Tacoma	2006	1GR	
	Tundra	2006	1GR 2UZ	



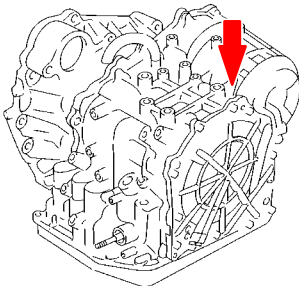
TRANSMISSION MODEL	MODEL	MODEL YEAR	ENGINE	SERIAL NUMBER
U14#	RAV4	2006	2AZ	<b>Example: 06 A A 0001 A</b>  <b>06:</b> Year of Manufacture <b>A:</b> Month of Manufacture (A – M, "I" not used) <b>A:</b> Transmission Model Code (U140#) <b>0001:</b> 4-Digit Serial Number <b>A:</b> Remanufactured Service Digit  <b>Location:</b> Slightly Off Center to the Right on Top of Bell Housing of Transmission (as shown below)
				

**Identification  
Procedure**  
(Continued)

TRANSMISSION MODEL	MODEL	MODEL YEAR	ENGINE	SERIAL NUMBER
U15#	Avalon	2006 2007	2GR	<b>Example: 06 A L 0001 A</b>  <b>06:</b> Year of Manufacture <b>A:</b> Month of Manufacture (A – M, “I” not used) <b>L:</b> Transmission Model Code (U15##) <b>0001:</b> 4–Digit Serial Number <b>A:</b> Remanufactured Service Digit  <b>Location:</b> Slightly Off Center to the Right on Top of Bell Housing of Transmission (as shown below)
	Camry	2006	2AZ	
	Highlander	2006 2007	3MZ	
	RAV4	2006	2GR	
	Solara	2006 2007	2AZ	



TRANSMISSION MODEL	MODEL	MODEL YEAR	ENGINE	SERIAL NUMBER
U24#	Corolla	2006 2007	1ZZ	<b>Example: 06 A B 0001 A</b>  <b>06:</b> Year of Manufacture <b>A:</b> Month of Manufacture (A – M, “I” not used) <b>B:</b> Transmission Model Code <b>0001:</b> 4–Digit Serial Number <b>A:</b> Remanufactured Service Digit  <b>Location:</b> Slightly Off Center to the Rear of Transmission (as shown below)
	Matrix	2007	2ZZ	
	RAV4	2006	2AZ	
	Scion tC	2006 2007	2AZ	



**Identification  
Procedure**  
(Continued)

TRANSMISSION MODEL	MODEL	MODEL YEAR	ENGINE	SERIAL NUMBER
U34#	Matrix	2006	1ZZ	<b>Example: 06 A G 0001 A</b>  <b>06:</b> Year of Manufacture <b>A:</b> Month of Manufacture (A – M, “I” not used) <b>G:</b> Transmission Model Code <b>0001:</b> 4–Digit Serial Number <b>A:</b> Remanufactured Service Digit  <b>Location:</b> Top Canter of Transmission Bell Housing on Case Rim (as shown below)
	Scion xA	2006		
	Scion xB	2006		
	Yaris	2006	1NZ	

